




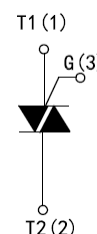
Description

High current density due to double mess technology, SIPOS and Glass passivation. BTA26-600BRG series triacs is suitable for general purpose AC switching. They can be used as an ON/OFF function is applications such as static relays, heating regulation, induction motor stating circuits or phase control operation light dimmers, motor speed controllers.

BTA26-600BRG series are 3 Quadrants triacs, They are specially recommended for use on inductive loads.



TOP-3



Absolute Maximum Ratings ($T_a=25^{\circ}\text{C}$ unless otherwise noted)

Symbol	Parameter	Test condition	Value	Unit
$V_{\text{DRM}}/V_{\text{RRM}}$	Repetitive peak off-state voltage	$T_j=25^{\circ}\text{C}$	600	V
V_{DSM}	Non repetitive surge peak off-state voltage	$T_p=10\text{ms}, T_j=25^{\circ}\text{C}$	700	V
V_{RSM}	Non repetitive peak reverse voltage	$T_p=10\text{ms}, T_j=25^{\circ}\text{C}$	700	V
$I_{\text{T(RMS)}}$	RMS on-state current	$T_c=90^{\circ}\text{C}$ $T_c=70^{\circ}\text{C}$	26	A
I_{TSM}	Non repetitive surge peak on-state current	$F=60\text{Hz}, t=16.7\text{ms}$	270	A
		$F=50\text{Hz}, t=20\text{ms}$	260	
I^2t	I^2t value	$t_p=10\text{ms}$	260	A^2s
di/dt	Critical rate of rise of on-state current	$I_G=2 \cdot I_{GT}, t_r \leq 100\text{ns},$ $F=120\text{Hz}, T_j=125^{\circ}\text{C}$	100	$\text{A}/\mu\text{s}$
I_{GM}	Peak gate current	$t_p=20\mu\text{s}, T_j=125^{\circ}\text{C}$	4	A
P_{GM}	Peak gate power dissipation	$t_p=20\mu\text{s}, T_j=125^{\circ}\text{C}$	10	W
$P_{\text{G(AV)}}$	Average gate power	$T_j=125^{\circ}\text{C}$	1	W
T_{STG}	Storage temperature		-40~+150	$^{\circ}\text{C}$
T_j	Operating junction temperature		-40~+125	



Electrical Characteristics ($T_j = 25^\circ\text{C}$ unless otherwise specified)

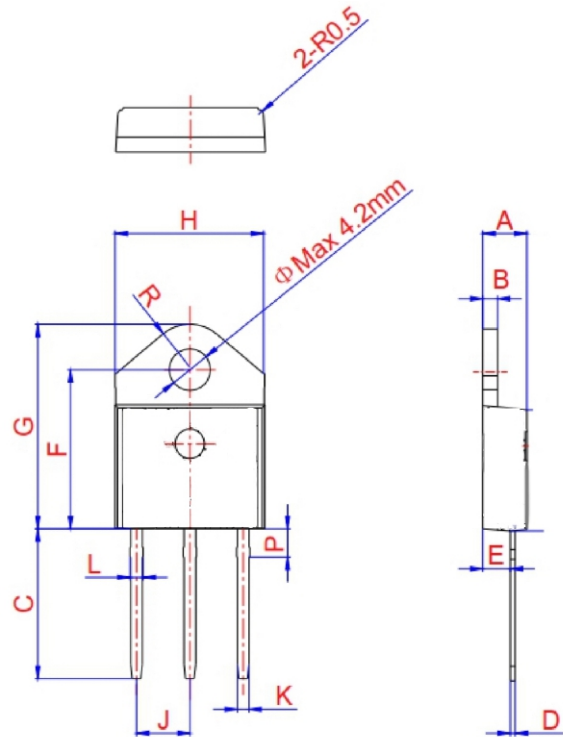
Symbol	Parameter	Test condition			Value	Unit
I_{GT}	Gate trigger current	$V_D = 12\text{V}$, $R_L = 33\Omega$,	I - II - III	Max	50	mA
V_{GT}	Gate trigger voltage		I - II - III	Max	1.5	V
V_{GD}	Non-triggering gate voltage	$V_D = V_{DRW}$, $T_j = 125^\circ\text{C}$ $R_L = 3.3\text{K}$		Min	0.2	V
I_H	Holding current	$I_T = 100\text{mA}$,		Max	60	mA
I_L	Latching current	$I_G = 1.2I_{GT}$,	I - III	Max	70	
			II	Max	80	
D_V/dt	Critical rate of rise of off-state	$V_D = 67\%V_{DRM}$, Gate Open $T_j = 125^\circ\text{C}$		Min	500	V/ μs
$(D_V/dt)_c$	Critical rate of rise of off-state	$(dI/dt)_c = 8.8\text{A/ms}$ $T_j = 125^\circ\text{C}$		Min	12.5	V/ μs
V_{TM}	On-state Voltage	$I_{TM} = 28\text{A}$, $t_p = 380\mu\text{s}$, $T_j = 25^\circ\text{C}$			1.55	V
I_{DRM} / I_{RRM}	Repetitive peak off-state current	$V_D = V_{DRM}/V_{RRM}$, $T_j = 25^\circ\text{C}$			5	μA
		$V_D = V_{DRM}/V_{RRM}$, $T_j = 125^\circ\text{C}$			2.5	mA

Static Characteristics

Symbol	Parameter	Value	Unit
$R_{th} (j-c)$	Junction to case (AC)	2.1	$^\circ\text{C/W}$



Package Information
TOP-3



Ref.	Dimensions					
	Millimeters			Inches		
	Min.	Typ.	Max.	Min.	Typ.	Max.
A	4.40		4.60	0.173		0.181
B	1.45		1.55	0.057		0.061
C	14.35		15.60	0.565		0.614
D	0.50		0.70	0.020		0.028
E	2.70		2.90	0.106		0.114
F	15.80		16.50	0.622		0.650
G	20.40		21.10	0.803		0.831
H	15.10		15.50	0.594		0.610
J	5.40		5.65	0.213		0.222
K	1.10		1.40	0.043		0.055
L	1.35		1.50	0.053		0.059
P	2.80		3.00	0.110		0.118
R		4.35			0.171	



Attention

- Any and all HUA XUAN YANG ELECTRONICS products described or contained herein do not have specifications that can handle applications that require extremely high levels of reliability, such as life-support systems, aircraft's control systems, or other applications whose failure can be reasonably expected to result in serious physical and/or material damage. Consult with your HUA XUAN YANG ELECTRONICS representative nearest you before using any HUA XUAN YANG ELECTRONICS products described or contained herein in such applications.
- HUA XUAN YANG ELECTRONICS assumes no responsibility for equipment failures that result from using products at values that exceed, even momentarily, rated values (such as maximum ratings, operating condition ranges, or other parameters) listed in products specifications of any and all HUA XUAN YANG ELECTRONICS products described or contained herein.
- Specifications of any and all HUA XUAN YANG ELECTRONICS products described or contained herein stipulate the performance, characteristics, and functions of the described products in the independent state, and are not guarantees of the performance, characteristics, and functions of the described products as mounted in the customer's products or equipment. To verify symptoms and states that cannot be evaluated in an independent device, the customer should always evaluate and test devices mounted in the customer's products or equipment.
- HUA XUAN YANG ELECTRONICS CO.,LTD. strives to supply high-quality high-reliability products. However, any and all semiconductor products fail with some probability. It is possible that these probabilistic failures could give rise to accidents or events that could endanger human lives, that could give rise to smoke or fire, or that could cause damage to other property. When designing equipment, adopt safety measures so that these kinds of accidents or events cannot occur. Such measures include but are not limited to protective circuits and error prevention circuits for safe design, redundant design, and structural design.
- In the event that any or all HUA XUAN YANG ELECTRONICS products(including technical data, services) described or contained herein are controlled under any of applicable local export control laws and regulations, such products must not be exported without obtaining the export license from the authorities concerned in accordance with the above law.
- No part of this publication may be reproduced or transmitted in any form or by any means, electronic or mechanical, including photocopying and recording, or any information storage or retrieval system, or otherwise, without the prior written permission of HUA XUAN YANG ELECTRONICS CO.,LTD.
- Information (including circuit diagrams and circuit parameters) herein is for example only ; it is not guaranteed for volume production. HUA XUAN YANG ELECTRONICS believes information herein is accurate and reliable, but no guarantees are made or implied regarding its use or any infringements of intellectual property rights or other rights of third parties.
- Any and all information described or contained herein are subject to change without notice due to product/technology improvement, etc. When designing equipment, refer to the "Delivery Specification" for the HUA XUAN YANG ELECTRONICS product that you intend to use.